



Northwest Denver Residential Sales

September 2008

Page 1 of 2

Address	Sold Price	Beds	Baths	Sq Ft	Fin Sq Ft	Garage
* 4830 Quivas St	\$ 58,000	2	1	774	774	N
* 4968 Julian St	\$ 60,000	2	1	670	670	1-G,D
* 1530 W 52Nd Ave	\$ 67,000	3	2	1,120	1,120	F
* 1766 W 42Nd Ave	\$ 75,000	1	1	782	782	2-C
* 5016 Elm Ct	\$ 84,000	3	1	775	775	1-G,A
* 4945 Bryant St	\$ 84,500	2	1	617	1,234	1-G,A
* 5021 Bryant St	\$ 85,000	3	1	900	900	1-F
* 4915 Bryant St	\$ 87,500	2	1	676	676	1-G,A
* 4326 Sheridan Bl	\$ 88,000	2	1	1,004	1,004	F
* 1840 W 52Nd Ave	\$ 91,655	3	1	1,004	1,004	2-G
* 4026 Navajo St	\$ 109,950	1	1	693	693	F
* 5038 W 36Th Ave	\$ 115,000	2	2	652	652	G,D
* 1630 King St	\$ 130,000	3	2	1,122	1,122	N
* 1815 W Beekman P	\$ 142,000	3	1	931	931	1-G,D,O
* 3920 Zuni St	\$ 142,790	3	1	1,262	1,262	2-G,D
* 1815 Irving St	\$ 150,000	2	1	699	699	4-F
* 5150 Tejon St	\$ 150,000	3	2	1,277	1,277	F
4650 Decatur St	\$ 154,500	2	1	804	804	3-F
* 4801 Lowell Blvd	\$ 154,695	4	2	1,134	2,041	2-G,A
* 4689 Bryant St	\$ 156,500	3	1	1,852	1,574	1-G,D
* 4838 Zuni St	\$ 162,000	3	3	2,005	2,005	F
* 3554 Osage St	\$ 167,500	4	1	1,026	1,500	2-C,F,D
* 4320 Quivas St	\$ 170,000	3	2	858	1,631	3-G,D
* 2939 W 39Th Ave	\$ 172,000	4	2	1,094	2,000	2-G,D
* 5075 Zuni St	\$ 175,000	2	1	1,089	1,089	2-G,D
* 3908 Umatilla St	\$ 182,000	2	1	769	769	1-G,D,O
* 4569 Bryant St	\$ 184,900	2	1	900	900	F,O
* 3521 Osage St	\$ 185,000	3	1	1,355	1,355	2-G
* 4212 Lowell Blvd	\$ 190,000	2	1	840	1,438	2-G,F,D
* 3955 Quivas St	\$ 197,500	3	2	1,441	1,441	2-F,A
* 4130 Wolff St	\$ 198,000	2	1	818	918	1-G
* 4869 Grove St	\$ 201,500	3	1	1,091	1,291	2-G,C,F,D
* 5010 Bryant St	\$ 205,000	3	2	1,407	1,407	2-D,O
* 3525 Stuart St	\$ 205,000	2	1	950	950	1-G,D
* 4870 Quitman St	\$ 210,500	2	1	945	945	G,D
* 4172 Yates St	\$ 213,500	2	1	896	896	1-F
* 3526 Clay St	\$ 216,000	4	3	1,223	1,500	2-G,D
* 4330 Shoshone St	\$ 221,000	4	2	1,166	2,002	1-G,D
* 3759 Decatur St	\$ 221,400	3	1	1,054	1,654	N
* 2801 Perry St	\$ 221,500	2	1	889	889	F



Northwest Denver Residential Sales

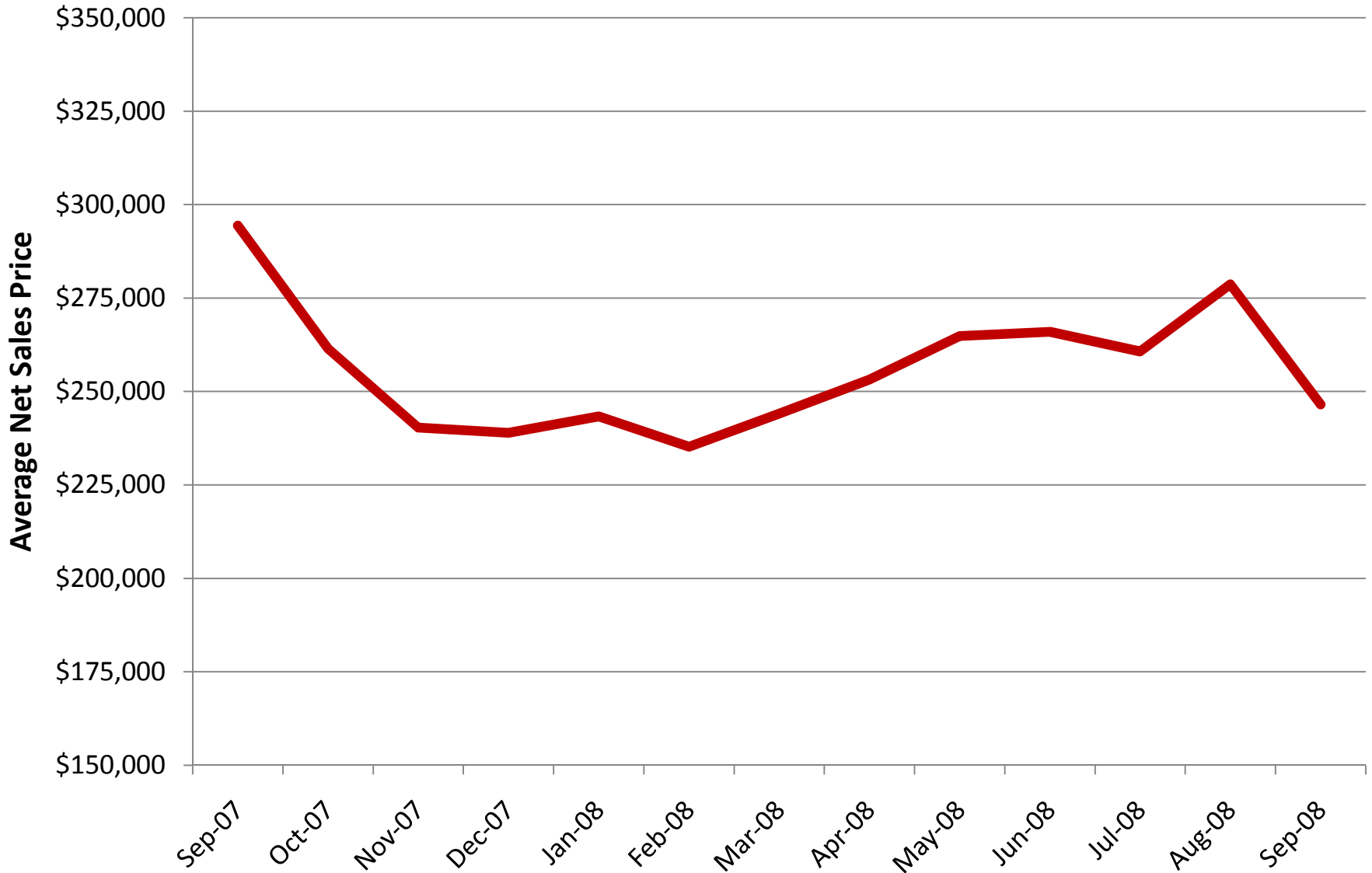
September 2008

Page 2 of 2

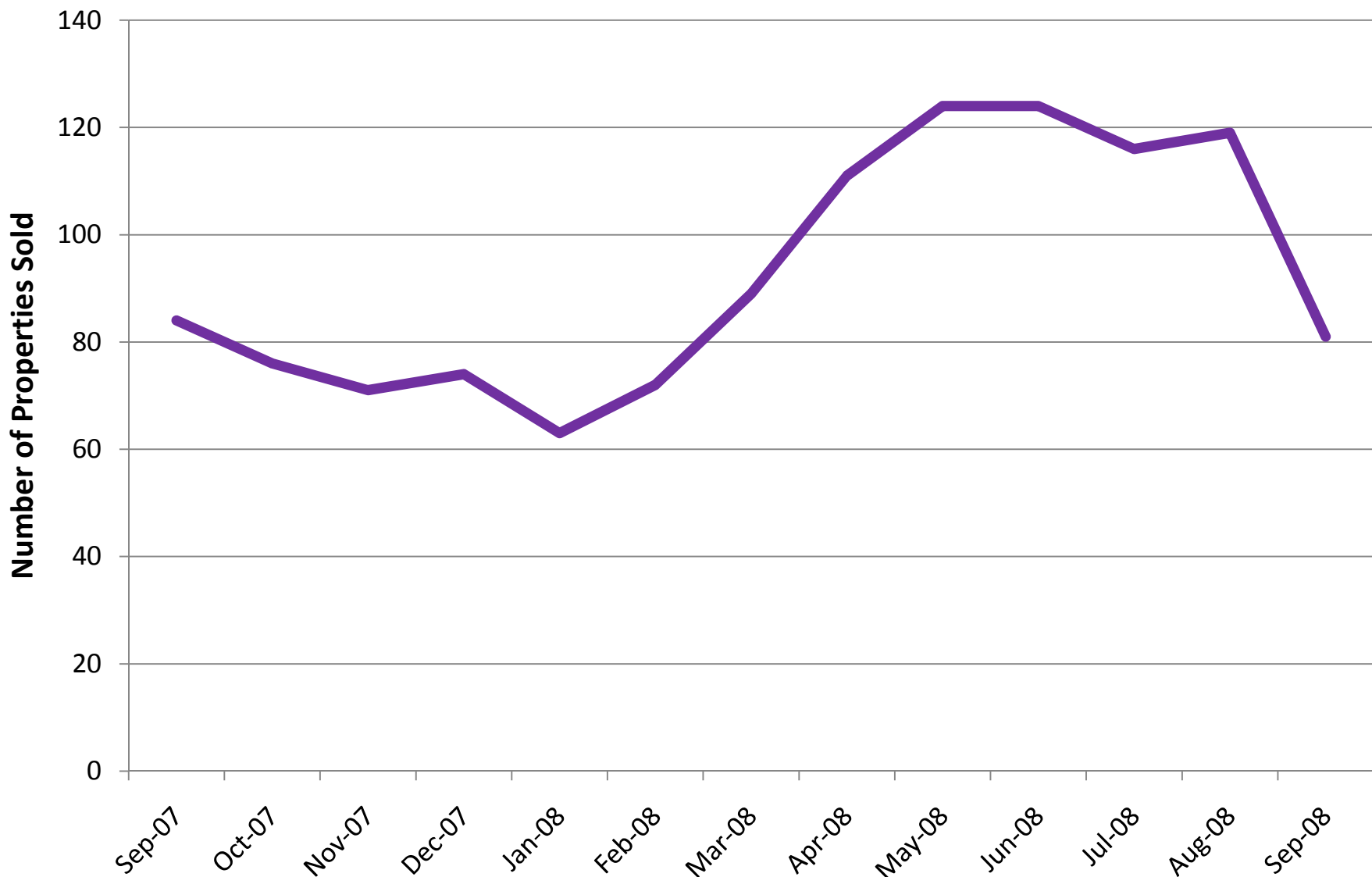
Address	Sold Price	Beds	Baths	Sq Ft	Fin Sq Ft	Garage
* 4744 Federal Blv	\$ 221,900	5	3	2,621	3,377	4-G,F,D
* 3940 W 17Th Ave	\$ 225,000	2	1	927	927	4-G,C
* 3349 W 32Nd Ave	\$ 227,000	5	1	840	840	2-F
* 3321 W 30Th Ave	\$ 233,900	3	1	973	973	2-G,F,D
* 4915 W 35Th Ave	\$ 244,000	3	2	849	1,595	1-G,A
* 3135 W 25Th Ave	\$ 252,600	2	1	700	1,350	2-G,D
* 3461 W 35Th Ave	\$ 254,436	2	1	720	912	2-G,D
* 5890 Clear Creek	\$ 259,560	4	2	1,543	2,551	G,A
* 2821 Eliot St	\$ 260,000	2	1	848	1,068	1-G
* 3025 W 28Th Ave	\$ 269,500	2	2	804	1,564	N
* 3431 Tejon St	\$ 275,000	4	2	1,997	1,997	2-G,F,D
* 4160 Quitman St	\$ 276,900	3	1	956	956	5-G,F
* 3548 Mariposa St	\$ 277,500	3	2	1,024	1,024	C,O
* 3324 W 23Rd Ave	\$ 280,000	3	2	1,642	1,642	4-F,D
* 2702 Lowell Blvd	\$ 288,000	4	2	1,073	1,746	2-G,D
* 3485 W Moncrieff	\$ 290,000	3	2	1,428	1,350	2-G
* 2758 W Denver Pl	\$ 291,000	3	2	1,331	2,332	2-G,A,O,T
2758 W Denver Pl	\$ 291,000	3	2	0	2,332	2-A
* 4921 W 34Th Ave	\$ 293,000	3	2	1,062	1,948	2-G,A
* 2147 Lowell Blvd	\$ 313,500	2	2	1,146	1,146	2-G,D,O
* 3738 Newton St	\$ 337,000	3	2	801	1,250	2-G,D
* 3286 Tennyson St	\$ 338,000	4	2	823	1,646	N
* 2529 W 35Th Ave	\$ 340,000	2	1	1,222	1,222	2-F
* 3811 Newton St	\$ 345,000	4	2	1,540	1,770	1-G,D
* 1917 King St	\$ 380,000	4	4	1,836	2,640	2-G,A
* 4131 Clay St	\$ 385,000	3	2	1,648	1,648	2-G,D,O
* 3311 Raleigh St	\$ 389,000	3	2	1,230	1,962	1-G,D
* 2230 King St	\$ 395,000	3	3	1,870	1,870	1-G,D
* 3457 W 36Th Ave	\$ 409,000	3	2	874	1,478	2-G,D
* 2535 Vrain St	\$ 420,000	4	3	1,551	1,551	2-G,D,O
* 4955 W 35Th Ave	\$ 420,000	4	3	1,944	2,750	2-G,A
* 3327 W 45Th Ave	\$ 429,600	4	2	1,314	2,596	2-G,D
* 2620 18Th St	\$ 475,000	3	4	1,656	1,656	2-G,F,A
* 4255 Stuart St	\$ 480,000	3	4	1,816	2,600	2-G,D,O
* 3418 W Hayward P	\$ 482,000	3	3	1,804	1,804	2-G,D
* 3142 Wyandot St	\$ 495,000	4	2	2,100	2,000	2-G,D
* 3200 Utica St	\$ 508,500	3	4	2,082	2,813	2-G,D
* 3042 Newton St	\$ 533,000	3	3	1,800	1,800	2-G,D
* 3523 Wyandot St	\$ 555,000	3	3	2,281	2,281	2-G,D

* Please call if you are interested in receiving more information or a complete list of homes in your area. The asterisked (*) properties were listed and/or sold by other companies. Sold data based on information from Metrolist, Inc. for the period September 1, 2008 through September 30, 2008. Metrolist, Inc. does not guarantee nor is in any way responsible for its accuracy. Content maintained by Metrolist, Inc. may not reflect all real estate activity in the market.

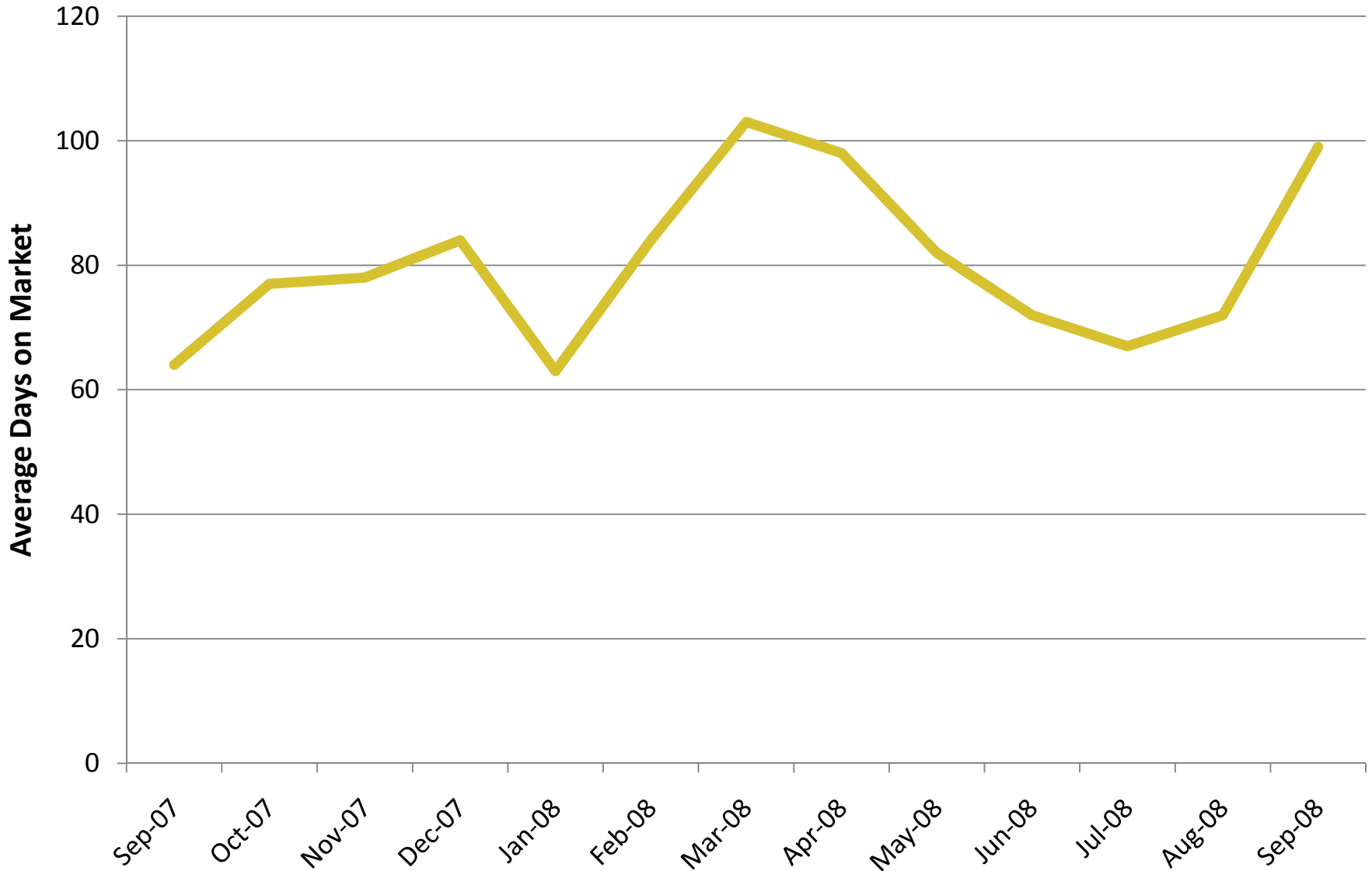
Average Net Sales Price Northwest Denver Residential Properties



Number of Properties Sold Northwest Denver Residential Properties



Average Days on Market Northwest Denver Residential Properties



**Distribution of Properties Sold by Price Range
Northwest Denver Residential Properties
September 2008**

